


IMPORTANT INFORMATION

1. From the H.S.L.C. Examinations, 2024, the Board is introducing, in pursuance of Govt. Order No. MISC5/1/2024-EDN(S)-EDN(S) dated the 15th March, 2024 and the resolution of the Board of Secondary Education, Manipur in its meeting held on 20-04-2024, Grades and Grade Points System without display of marks in the Certificate-cum-Grade Statement issued by the Board of Secondary Education, Manipur (BOSEM). The adoption of the new system is in line with NEP-2020 which aims to enhance the overall performance of the student, without giving undue pressure and stress to the candidates. The original Certificate-cum-Grade Statement will be issued to all the candidates after the announcement of the H.S.L.C. Examination.
2. The authorized officials of the schools may collect the Certificate-cum-Grade Statement of the H.S.L.C. Examination, 2025 w.e.f. **28/05/2025**.
3. Provisional Certificate-cum-Grade Statement for the H.S.L.C. Examination, 2025 will be issued to the candidates w.e.f. **14/05/2025** on payment of Rs. 1500/- (and Rs. 100/- as cost of application form).
4. Unsuccessful candidates of the H.S.L.C. Examination, 2025 who want to sit the H.S.L.C. Examination, 2026 as regular candidate may be re-admitted to Class-X in their respective schools within 45 days of the date of announcement of the results. The schools are to send the names of such newly admitted students to the Board within 60 days of the announcement of the result. Internal marks for these re-admitted students are to be entered in the application form.
5. Any candidate who is desirous of re-scrutinizing his/her examined answer scripts of the examination under the Regulation(s) of the Board may apply in the prescribed form w.e.f. 15th May to 30th May, 2025 with a fee of **Rs. 2100/- (non refundable)** per subject which is inclusive of cost of application form. No application after the last date and also without the requisite fees shall be entertained. **It may be noted that re-scrutiny of answer scripts does not mean re-evaluation/re-examination of the evaluated scripts.**


12/05/25

(Ayam Thoi Singh)

Controller of Examinations

GENERAL INFORMATION :

- Formula for calculation of **Nominal Percentage of marks** in a subject = **Grade Point in the subject X 9.5**
- Formula for calculation of Cumulative Grade Point Average (CGPA) = $\frac{\text{Sum of Grade Points of all 6 subjects}}{6}$
- Grades in School Based Assessment subjects (Work Experience and Physical Health Education):

Marks obtained	81-100	61-80	46-60	33-45	0-32
Grade	A	B	C	D	E
Grade Point	5	4	3	2	1

- 4.(i) Grades in the External Assessment and Internal Assessment :

GRADE	Subejcts without Practical	Subejcts with Practical			Internal Assessment (conducted by the School)	Result
	80 Marks (Theory) Marks Range	48 Marks (Theory) Marks Range	32 Marks (Theory) Marks Range	20 Marks Marks Range		
A1	73-80	44-48	29-32	18-20	PASS	
A2	65-72	39-43	26-28	16-17		
B1	57-64	34-38	23-25	14-15		
B2	49-56	29-33	20-22	12-13		
C1	41-48	24-28	16-19	10-11		
C2	33-40	18-23	13-15	09		
D	20-32	12-17	08-12	08		
E1	10-19	06-11	05-07	Not Applicable	FAIL	
E2	0-10 or absent	0-5 or absent	0-4 or absent			

- 4.(ii) Grade obtained in a subject:

Marks Range	GRADES	Grade Points
91-100	A1	10.0
81-90	A2	9.0
71-80	B1	8.0
61-70	B2	7.0
51-60	C1	6.0
41-50	C2	5.0
33-40	D	4.0
21-32	E1	FAIL
00-20	E2	FAIL

5. **Criteria for PASS in a subject (whichever applicable)**

- Secured/Obtained a minimum of 20 out of 80 marks or Grade D in Theory (of External Assessment).
 - Secured/Obtained a minimum of 8 out of 20 marks or Grade D in Internal Assessment.
 - Secured/Obtained at least a total of 33 marks or Grade D in Theory (of External Assessment) and Internal Assessment.
- or,
- Secured /Obtained a minimum of 12 out of 48 marks or Grade D in Theory (of External Assessment).
 - Secured/Obtained a minimum of 8 marks out 32 marks or Grade D in Practical.
 - Secured/Obtained a minimum of 8 out of 20 marks or Grade D in Internal Assessment.
 - Secured/Obtained at least a total of 33 marks or Grade D in Theory (of External Assessment), Practical and Internal Assessment.
- Absence in any Theory or Practical examination or both will be treated as Absent and assigned Grade E2.
 - Students who obtained at least D grade in "GRADE OBTAINED" in all subjects will be declared as PASS.
 - Students who obtained E1 or E2 in either Theory or Practical Examination will obtain the corresponding Grade i.e. E1 or E2.
 - Students who obtained E1 or E2 in the "GRADE OBTAINED" in any Externally Assessment will be declared as FAIL.

STATISTICAL ABSTRACT


HIGH SCHOOL LEAVING CERTIFICATE EXAMINATION, 2025

Category of Candidates	Enrolled	Appeared	Passed	Pass%
Male Regular	18309	18239	16729	91.50%
Male External	150	148	96	
Total Male	18459	18387	16825	
Female Regular	18467	18436	16862	91.24%
Female External	126	120	68	
Total Female	18593	18556	16930	
Grand Total	37052	36943	33755	91.37%

SCHOOL CATEGORY-WISE ABSTRACT

HIGH SCHOOL LEAVING CERTIFICATE EXAMINATION, 2025

Category of Schools		Enrolled	Appeared	Passed	Pass%
Government	Male	4128	4087	3327	82.32%
	Female	4340	4317	3591	
	Total	8468	8404	6918	
Aided	Male	633	630	572	91.38%
	Female	577	577	531	
	Total	1210	1207	1103	
Private	Male	13698	13670	12926	94.15%
	Female	13676	13662	12808	
	Total	27374	27332	25734	
Total		37052	36943	33755	91.37%


 12/05/25
 (Ayam Thoi Singh)
 Controller of Examinations

ABSTRACT ON INTERNALLY DISPLACED STUDENTS (IDPs)

HIGH SCHOOL LEAVING CERTIFICATE EXAMINATION, 2025

Districts	Gender	Enrolled	Appeared	Passed	Pass%
IMPHAL WEST	M	51	51	44	
	F	52	52	41	
	TOTAL	103	103	85	82.52%
IMPHAL EAST	M	20	20	12	
	F	27	27	23	
	TOTAL	47	47	35	74.47%
THOUBAL	M	13	13	11	
	F	6	6	6	
	TOTAL	19	19	17	89.47%
BISHNUPUR	M	61	61	57	
	F	59	59	59	
	TOTAL	120	120	116	96.67%
UKHRUL	M	7	7	7	
	F	7	7	5	
	TOTAL	14	14	12	85.71%
CHURACHANDPUR	M	38	38	37	
	F	52	52	48	
	TOTAL	90	90	85	94.44%
SENAPATI	M	0	0	0	
	F	0	0	0	
	TOTAL	0	0	0	
TAMENGLONG	M	0	0	0	
	F	1	1	0	
	TOTAL	1	1	0	0.00%
CHANDEL	M	9	9	9	
	F	5	4	4	
	TOTAL	14	13	13	100.00%
JIRIBAM	M	1	1	1	
	F	8	8	2	
	TOTAL	9	9	3	33.33%
KAKCHING	M	42	41	40	
	F	26	26	24	
	TOTAL	68	67	64	95.52%
KAMJONG	M	0	0	0	
	F	0	0	0	
	TOTAL	0	0	0	
PHERZWAL	M	0	0	0	
	F	0	0	0	
	TOTAL	0	0	0	
KANGPOKPI	M	25	25	21	
	F	25	25	23	
	TOTAL	50	50	44	88.00%
NONEY	M	0	0	0	
	F	0	0	0	
	TOTAL	0	0	0	
TENGNOUNPAL	M	0	0	0	
	F	0	0	0	
	TOTAL	0	0	0	
GRAND TOTAL		535	533	474	88.93%

IMPERSONATION

The candidates bearing the following roll numbers are debarred from sitting at the H.S.L.C. Examinations, 2026, 2027, 2028 and their results for the H.S.L.C. Examination, 2025 are also cancelled:

13726	15894	15961
-------	-------	-------

Total = 3 (three)


WITHHELD

The candidate bearing the following roll number of the H.S.L.C. Examination, 2025 is kept withheld.

10853	12189	14231	17422
18989	23385	23708	41317
41323			

Total = 9 (nine)

The Head of the School concerned is to contact the Controller of Examinations on or before 30/05/2025.



12/05/25
(Ayam Thoi Singh)
Controller of Examinations

**COMPARATIVE STATEMENT OF
GOVERNMENT, AIDED AND PRIVATE SCHOOLS IN THE
H.S.L.C. EXAMINATION RESULTS FOR THE LAST 10 (TEN) YEARS**

Year	GOVERNMENT			AIDED			PRIVATE			Over- all passed	Overall pass %
	No. of app	Total Passed	Pass %	No. of app	Total Passed	Pass %	No. of app	Total Passed	Pass %		
2016	6484	2781	42.89	1523	765	50.23	23742	17207	72.47	20753	65.37
2017	7539	3445	45.7	1785	913	51.15	25505	18874	74	23232	66.7
2018	8419	4293	50.99	1719	1066	62.01	26926	21767	80.84	27126	73.18
2019	8715	4686	53.77	1674	1039	62.07	26749	22015	82.3	27740	74.69
2020	9008	3662	40.65	1891	975	51.56	27491	20447	74.38	25084	65.34
2021	12562	12562	100.00	2177	2177	100.00	32469	32469	100.00	47208	100.00
2022	8306	5022	60.46	1611	1136	70.52	29316	23656	80.69	29814	76.00
2023	8065	5401	66.96	1453	1187	81.69	28352	24777	87.39	31365	82.82
2024	9037	7622	84.34	1308	1213	92.74	27202	26096	95.93	34931	93.03
2025	8404	6918	82.32	1207	1103	91.38	27332	25734	94.15	33755	91.37

**COMPARATIVE STATEMENT OF
MALE AND FEMALE CANDIDATES IN THE
H.S.L.C. EXAMINATION RESULTS FOR THE LAST 10 (TEN) YEARS**

Year	MALE CANDIDATES				FEMALE CANDIDATES				Over- all passed	Overall pass %
	No. of Enrol	No. of app	Total Passed	Pass %	No. of Enrol	No. of app	Total Passed	Pass %		
2016	16262	16092	11053	68.69	15771	15657	9700	61.95	20753	65.37
2017	17374	17191	11925	69.37	17775	17638	11307	64.11	23232	66.70
2018	18819	18637	13991	75.07	18532	18427	13135	71.28	27126	73.18
2019	18472	18342	13882	75.68	18886	18796	13858	73.73	27740	74.69
2020	19039	18860	12751	67.61	19625	19530	12333	63.15	25084	65.34
2021	23956	23956	23956	100.00	23252	23252	23252	100.00	47208	100.00
2022	20410	20087	15238	75.86	19354	19146	14576	76.13	29814	76.00
2023	18882	18721	15601	83.33	19245	19149	15764	82.32	31365	82.82
2024	19087	18995	17678	93.07	18628	18552	17253	93.00	34931	93.03
2025	18459	18387	16825	91.50	18593	18556	16930	91.24	33755	91.37


(Ayam Thoi Singh)
24/05/25

--:(A7):--

Controller of Examinations