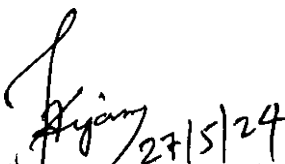


## IMPORTANT INFORMATION

1. From the H.S.L.C. Examinations, 2024, the Board is introducing, in pursuance of Govt. Order No. MISC5/1/2024-EDN(S)-EDN(S) dated the 15<sup>th</sup> March, 2024 and the resolution of the Board of Secondary Education, Manipur in its meeting held on 20-04-2024, Grades and Grade Points System without display of marks in the Certificate-cum-Grade Statement issued by the Board of Secondary Education, Manipur (BOSEM). The adoption of the new system is in line with NEP-2020 which aims to enhance the overall performance of the student, without giving undue pressure and stress to the candidates. The original Certificate-cum-Grade Statement will be issued to all the candidates after the announcement of the H.S.L.C. Examination.
2. The authorized officials of the schools may collect the Certificate-cum-Grade Statement of the H.S.L.C. Examination, 2024 w.e.f. **14/06/2024**.
3. Provisional Certificate-cum-Grade Statement for the H.S.L.C. Examination, 2024 will be issued to the candidates w.e.f. **31/05/2024** on payment of Rs. 1500/- (with Rs. 100/- as cost of application form).
4. Unsuccessful candidates of the H.S.L.C. Examination, 2024 who want to sit the H.S.L.C. Examination, 2025 as regular candidate may be re-admitted to Class-X in their respective schools within 45 days of the date of announcement of the results. The schools are to send the names of such newly admitted students to the Board within 60 days of the announcement of the result. Internal marks for these re-admitted students are to be entered in the application form.
5. Any candidate who is desirous of re-scrutinizing his/her examined answer scripts of the examination under the Regulation(s) of the Board may apply in the prescribed form w.e.f. 3<sup>rd</sup> June to 15<sup>th</sup> June, 2024 with a fee of **Rs. 2100/- (non refundable)** per subject which is inclusive of cost of application form. No application after the last date and also without the requisite fees shall be entertained. **It may be noted that re-scrutiny of answer scripts does not mean re-evaluation/re-examination of the evaluated scripts.**

  
(Nam Thoi Singh)

Controller of Examinations

**GENERAL INFORMATIONS :**

- Formula for calculation of **Nominal Percentage of marks** in a subject = **Grade Point in the subject X 9.5**
- Formula for calculation of Cumulative Grade Point Average (CGPA) =  $\frac{\text{Sum of Grade Points of all 6 subjects}}{6}$
- Grades in School Based Assessment subjects (Work Experience and Physical Health Education):

Marks obtained	81-100	61-80	46-60	33-45	0-32
Grade	A	B	C	D	E
Grade Point	5	4	3	2	1

- 4.(i) Grades in the External Assessment and Internal Assessment :

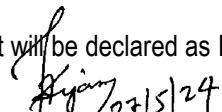
GRADE	Subejcts without Practical	Subejcts with Practical			Internal Assessment (conducted by the School)	Result
	<b>80 Marks (Theory)</b> Marks Range	<b>48 Marks (Theory)</b> Marks Range	<b>32 Marks (Theory)</b> Marks Range	<b>20 Marks</b> Marks Range		
A1	73-80	44-48	29-32	18-20	PASS	
A2	65-72	39-43	26-28	16-17		
B1	57-64	34-38	23-25	14-15		
B2	49-56	29-33	20-22	12-13		
C1	41-48	24-28	16-19	10-11		
C2	33-40	18-23	13-15	09		
D	20-32	12-17	08-12	08		
E1	10-19	06-11	05-07	Not Applicable	FAIL	
E2	0-10 or absent	0-5 or absent	0-4 or absent			

- 4.(ii) Grade obtained in a subject:

Marks Range	GRADES	Grade Points
91-100	A1	10.0
81-90	A2	9.0
71-80	B1	8.0
61-70	B2	7.0
51-60	C1	6.0
41-50	C2	5.0
33-40	D	4.0
21-32	E1	FAIL
00-20	E2	FAIL

5. **Criteria for PASS in a subject (whichever applicable)**

- Secured/Obtained a minimum of 20 out of 80 marks or Grade D in Theory (of External Assessment).
  - Secured/Obtained a minimum of 8 out of 20 marks or Grade D in Internal Assessment.
  - Secured/Obtained at least a total of 33 marks or Grade D in Theory (of External Assessment) and Internal Assessment.
- or,
- Secured /Obtained a minimum of 12 out of 48 marks or Grade D in Theory (of External Assessment).
  - Secured/Obtained a minimum of 8 marks out 32 marks or Grade D in Practical.
  - Secured/Obtained a minimum of 8 out of 20 marks or Grade D in Internal Assessment.
  - Secured/Obtained at least a total of 33 marks or Grade D in Theory (of External Assessment), Practical and Internal Assessment.
- Absence in any Theory or Practical examination or both will be treated as Absent and assigned Grade E2.
  - Students who obtained at least D grade in "GRADE OBTAINED" in all subjects will be declared as PASS.
  - Students who obtained E1 or E2 in either Theory or Practical Examination will obtain the corresponding Grade i.e. E1 or E2.
  - Students who obtained E1 or E2 in the "GRADE OBTAINED" in any Externally Assessment will be declared as FAIL.

  
 (Avam Thoi Singh)

Controller of Examinations

## STATISTICAL ABSTRACT

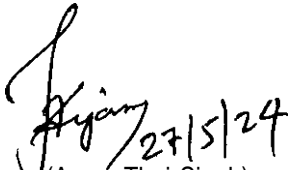
HIGH SCHOOL LEAVING CERTIFICATE EXAMINATION, 2024

Category of Candidates	Enrolled	Appeared	Passed	Pass%
Male Regular	18233	18154	17051	
Male External	854	841	627	
<b>Total Male</b>	<b>19087</b>	<b>18995</b>	<b>17678</b>	<b>93.07%</b>
Female Regular	17726	17661	16587	
Female External	902	891	666	
<b>Total Female</b>	<b>18628</b>	<b>18552</b>	<b>17253</b>	<b>93.00%</b>
<b>Grand Total</b>	<b>37715</b>	<b>37547</b>	<b>34931</b>	<b>93.03%</b>

## SCHOOL CATEGORY-WISE ABSTRACT

HIGH SCHOOL LEAVING CERTIFICATE EXAMINATION, 2024

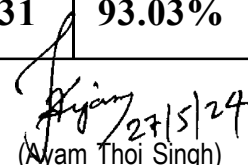
Category of Schools		Enrolled	Appeared	Passed	Pass%
Government	Male	4461	4418	3677	
	Female	4658	4619	3945	
	<b>Total</b>	<b>9119</b>	<b>9037</b>	<b>7622</b>	<b>84.34%</b>
Aided	Male	685	682	638	
	Female	630	626	575	
	<b>Total</b>	<b>1315</b>	<b>1308</b>	<b>1213</b>	<b>92.74%</b>
Private	Male	13941	13895	13363	
	Female	13340	13307	12733	
	<b>Total</b>	<b>27281</b>	<b>27202</b>	<b>26096</b>	<b>95.93%</b>
<b>Grand Total</b>		<b>37715</b>	<b>37547</b>	<b>34931</b>	<b>93.03%</b>

  
(Ayam Thoi Singh)  
Controller of Examinations

## DISTRICT-WISE ABSTRACT

HIGH SCHOOL LEAVING CERTIFICATE EXAMINATION, 2024

District		Enrolled	Appeared	Passed	Pass%
IMPHAL WEST	Male	3830	3812	3574	<b>93.63%</b>
	Female	3867	3851	3601	
	<b>Total</b>	<b>7697</b>	<b>7663</b>	<b>7175</b>	
IMPHAL EAST	Male	2627	2621	2495	<b>94.81%</b>
	Female	2512	2507	2367	
	<b>Total</b>	<b>5139</b>	<b>5128</b>	<b>4862</b>	
THOUBAL	Male	2489	2482	2454	<b>99.04%</b>
	Female	2204	2198	2181	
	<b>Total</b>	<b>4693</b>	<b>4680</b>	<b>4635</b>	
BISHNUPUR	Male	2022	2013	1942	<b>97.32%</b>
	Female	1904	1900	1866	
	<b>Total</b>	<b>3926</b>	<b>3913</b>	<b>3808</b>	
UKHRUL	Male	972	964	885	<b>91.28%</b>
	Female	1049	1042	946	
	<b>Total</b>	<b>2021</b>	<b>2006</b>	<b>1831</b>	
CHURACHANDPUR	Male	1781	1765	1497	<b>85.75%</b>
	Female	1881	1869	1619	
	<b>Total</b>	<b>3662</b>	<b>3634</b>	<b>3116</b>	
SENAPATI	Male	818	815	739	<b>89.47%</b>
	Female	859	857	757	
	<b>Total</b>	<b>1677</b>	<b>1672</b>	<b>1496</b>	
TAMENGLONG	Male	331	331	264	<b>75.59%</b>
	Female	431	427	309	
	<b>Total</b>	<b>762</b>	<b>758</b>	<b>573</b>	
CHANDEL	Male	551	545	523	<b>97.08%</b>
	Female	486	482	474	
	<b>Total</b>	<b>1037</b>	<b>1027</b>	<b>997</b>	
JIRIBAM	Male	255	254	121	<b>50.71%</b>
	Female	314	312	166	
	<b>Total</b>	<b>569</b>	<b>566</b>	<b>287</b>	
KAKCHING	Male	1147	1147	1120	<b>97.58%</b>
	Female	1043	1043	1017	
	<b>Total</b>	<b>2190</b>	<b>2190</b>	<b>2137</b>	
KAMJONG	Male	202	201	116	<b>65.46%</b>
	Female	187	187	138	
	<b>Total</b>	<b>389</b>	<b>388</b>	<b>254</b>	
PHERZWAL	Male	16	15	9	<b>68.18%</b>
	Female	7	7	6	
	<b>Total</b>	<b>23</b>	<b>22</b>	<b>15</b>	
KANGPOKPI	Male	1321	1312	1249	<b>95.29%</b>
	Female	1203	1193	1138	
	<b>Total</b>	<b>2524</b>	<b>2505</b>	<b>2387</b>	
NONEY	Male	429	425	398	<b>95.71%</b>
	Female	392	391	383	
	<b>Total</b>	<b>821</b>	<b>816</b>	<b>781</b>	
TENGNUPAL	Male	296	293	292	<b>99.65%</b>
	Female	289	286	285	
	<b>Total</b>	<b>585</b>	<b>579</b>	<b>577</b>	
<b>Grand Total</b>		<b>37715</b>	<b>37547</b>	<b>34931</b>	<b>93.03%</b>

  
 (Nyam Thoi Singh)

Controller of Examinations

## **IMPERSONATION**

The candidates bearing the following roll numbers are debarred from sitting at the H.S.L.C. Examinations, 2025, 2026, 2027 and their results for the H.S.L.C. Examination, 2024 are also cancelled:

33379                      39571                      39573

Total = 3 (three)

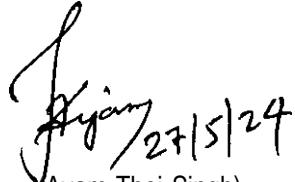
## **WITHHELD**

The candidate bearing the following roll number of the H.S.L.C. Examination, 2024 is kept withheld.

29530

Total = 1 (one)

The Head of the School concerned is to contact the Controller of Examinations on or before 15/06/2024.

  
(Ayam Thoi Singh)  
Controller of Examinations

**COMPARATIVE STATEMENT OF  
GOVERNMENT, AIDED AND PRIVATE SCHOOLS IN THE  
H.S.L.C. EXAMINATION RESULTS FOR THE LAST 10 (TEN) YEARS**

Year	GOVERNMENT			AIDED			PRIVATE			Over- all passed	Overall pass %
	No. of app	Total Passed	Pass %	No. of app	Total Passed	Pass %	No. of app	Total Passed	Pass %		
2015	7233	2826	39.07	1869	735	39.33	25358	17664	69.66	21225	61.59
2016	6484	2781	42.89	1523	765	50.23	23742	17207	72.47	20753	65.37
2017	7539	3445	45.7	1785	913	51.15	25505	18874	74	23232	66.7
2018	8419	4293	50.99	1719	1066	62.01	26926	21767	80.84	27126	73.18
2019	8715	4686	53.77	1674	1039	62.07	26749	22015	82.3	27740	74.69
2020	9008	3662	40.65	1891	975	51.56	27491	20447	74.38	25084	65.34
2021	12562	12562	100	2177	2177	100	32469	32469	100	47208	100
2022	8306	5022	60.46	1611	1136	70.52	29316	23656	80.69	29814	76
2023	8065	5401	66.96	1453	1187	81.69	28352	24777	87.39	31365	82.82
2024	9037	7622	84.34	1308	1213	92.74	27202	26096	95.93	34931	93.03

**COMPARATIVE STATEMENT OF  
MALE AND FEMALE CANDIDATES IN THE  
H.S.L.C. EXAMINATION RESULTS FOR THE LAST 10 (TEN) YEARS**

Year	MALE CANDIDATES				FEMALE CANDIDATES				Over- all passed	Overall pass %
	No. of Enrol	No. of app	Total Passed	Pass %	No. of Enrol	No. of app	Total Passed	Pass %		
2014	17214	16965	12036	70.95%	17061	16911	10949	64.74%	22985	67.85%
2015	17304	17087	11147	65.24%	17527	17373	10078	58.01%	21225	61.59%
2016	16262	16092	11053	68.69%	15771	15657	9700	61.95%	20753	65.37%
2017	17374	17191	11925	69.37%	17775	17638	11307	64.11%	23232	66.70%
2018	18819	18637	13991	75.07%	18532	18427	13135	71.28%	27126	73.18%
2019	18472	18342	13882	75.68%	18886	18796	13858	73.73%	27740	74.69%
2020	19039	18860	12751	67.61%	19625	19530	12333	63.15%	25084	65.34%
2021	23956	23956	23956	100.00%	23252	23252	23252	100.00%	47208	100%
2022	20410	20087	15238	75.86%	19354	19146	14576	76.13%	29814	76.00%
2023	18882	18721	15601	83.33%	19245	19149	15764	82.32%	31365	82.82%
2024	19087	18995	17678	93.07%	18628	18552	17253	93.00%	34931	93.03%

*(Signature)*  
27/5/24  
(Vyam Thoi Singh)